

Solen Software – Actavia

AUTHOR'S GUIDE

Czech Academy of Agricultural Sciences (CAAS)

Content:

Registration of a new author and login	3
Manuscript submission	6
Review acquiring	9
New version of the article	10
Final decision on the article	12
Potential authorial fees.....	13
Final proofreading.....	14
Conclusion	16

REGISTRATION OF A NEW AUTHOR AND LOGIN

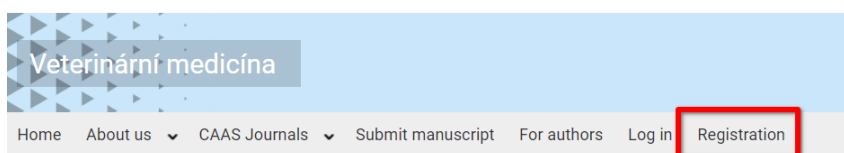
To submit a paper, you must be a registered user. Review of papers for CAAS journals is managed through the online editorial system called “Actavia”.

Access the online submission site at: www.agriculturejournals.cz

An author may register into the system themselves or an account may be opened for them by the Executive Editor of the journal.

A) AUTHOR REGISTERS THEMSELVES

The registration link is to be found in the top menu in every journal of the CAAS, the example from the “Veterinární medicína” (one of eleven journals published by the CAAS) below:



You will now have to go through several steps to enter information about the authors, some of which may be mandatory or optional. A simple registration form is accompanied by detailed instructions. If you do not know what which line serves for, you can use a small icon with help located on the left. In some forms, the help can show directly below the group of the fields being filled in.

The fields marked with an asterisk are mandatory.

By checking the box “I want to choose the login information (username and password)”, the form will extend by fields for your username and password. The username can contain 6–20 characters without diacritics and will be checked for uniqueness. The password and its check must match and have min. 6 characters; you can change it at any time.

Please enter your personal information in the given fields. Then, click on “Continue” button at the bottom of the page.

Basic information:

E-mail:

Name:

Affiliation:

Phone:

☒ I want to choose the login information (username and password)

Login data:

User name:

Password:

Password check:

Address (billing):

If you are a VAT payer registered in the EU, you can retrieve the address from VIES/VIES systems

VAT ID (EU Only):

Specification name:

Street:

Town/City:

POST code:

Country:

Once registration is complete, a confirmation email will be sent to the email that was submitted during registration. **Please be sure to check your spam folder as our email is sometimes treated as spam.** Now, you can directly submit your manuscript for review.

B) AUTHOR IS REGISTERED BY THE EXECUTIVE EDITOR

The Executive Editor opens an author’s account. A reset link will be generated and sent to the user. The user will be forced to set the password on the first sign-in.

Password reset - user:

[You can set or change your password by clicking this link \[valid for one day\].](#)


- Form sent: September 22, 2022 10:24:14
- Request sent from IP: 90.178.109.191
- Browser version: Mozilla/5.0 (Windows NT 10.0; Win64; x64) AppleWebKit/537.36 (KHTML, like Gecko) Chrome/105.0.0.0 Safari/537.36

Sent by Actavia system on Veterinární medicína website.

LOGIN INTO THE APPLICATION

The username and password will enable you to login into the application. Upon the login, hidden tabs or items of the menu will appear. If you are also registered as a reviewer (under the same e-mail account), you will see both your manuscripts and requests for reviews/processed reviews in one place.

Submit manuscript For authors Log in Registration




Log in:

Username:

Password:

If you forgot your username and/or password, please use the reset page. For security reasons, the editorial system will not email you your current password. Instead, by entering your email address (or username etc.) on the reset page, the system will send you an email containing instructions for resetting your password.



Log in:

Username:

Password:

[Log in...](#)

Fill in and submit one of the options below (A, B, C or D). All fields in the selected block are required. For security reasons, you especially carefully.

A. I know the user name but do not know the password:

I know the user name:

user name:

[Send](#)

B. I know the password but do not know the user name:

C. I know neither the user name nor the password, I know the e-mail address:

D. I cannot find the login data, I just know the name I entered during registration:

E. I do not know my name either:

[Return](#)

■ Access to this page is password protected and accessible to registered users only. If you have entered this webpage by mistake, please return to the « [home page](#) ».

■ **Forgotten password:** If you forgot your password, please click « [HERE](#) ».

■ **Registration:** If you do not have a user name and password yet, please use « [registration form](#) ».

If you require any further information, feel free to contact the Executive Editor of the journal.

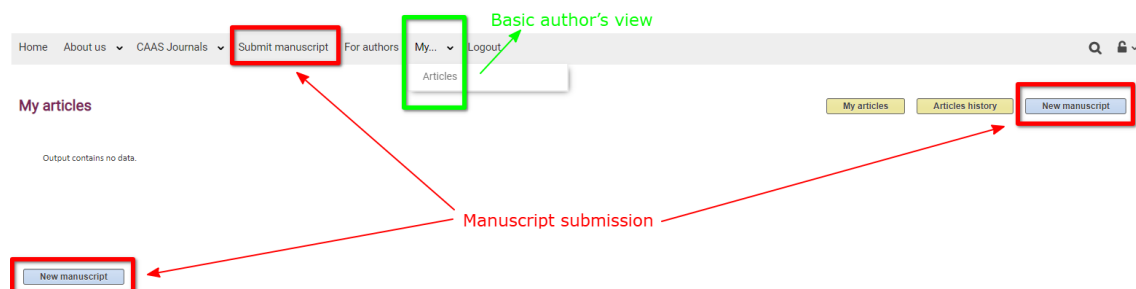
AUTOMATIC LOGOUT

The system may logout the user after a longer time of inactivity (tens of minutes) for security reasons so that misuse by a random “visitor” at the computer is prevented.

MANUSCRIPT SUBMISSION

The basic author's view is "My articles".

After downloading the journal's template (see the journals' website), and modelling your paper in it; according to all publication conditions, click on the "Submit manuscript" of „New manuscript“ icon as indicated in the picture below.



Please input the information about all the co-authors (click on "Add author" button). You can change the order by dragging the yellow right edge of the author block up or down.

Authors:

First name:	John Martin	Surname:	Smith
e-mail:	DrJohnSmith1@email.cz	ORCID:	
Affiliation:			

By login in, the paper submission page appears, where all papers and author data are listed. The system will require a basic description of your manuscript. Please input the full title of the manuscript, abstract, keywords, section (article type – original paper, review, case report etc.), preferred/opposed reviewers (optional), and discount information (optional). Follow the step-by-step instructions.

The authors that have reviewed an article from the CAAS journal in the last 12 months within the deadline and requested quality, can apply for a 50% discount on the manuscript handling fee. The discount is subject to review by the Editorial Board. If applicable, please fill in the following fields:

Discount for reviewers of the CAAS journals:

The authors that have reviewed an article from the CAAS journal in last 12 months within the deadline and requested quality, can apply for a 50% discount on the manuscript handling fee. The discount is subject to review by the Editorial Board. If applicable, please fill the both following fields:

Author-reviewer name:

Reviewed manuscript ID:

If the manuscript is complete and correct, check the box to indicate that you agree to the terms and conditions provided by CAAS. Click the "Create" button to send your paper to the journal.

Editorial policies:

The authors guarantee that they have the authority to publish the work reported in the submitted manuscript and that the manuscript, or one with substantially the same content, was not published previously, or is not under consideration to be published elsewhere.

☐ I have read these rules and agree with them.

SOURCE FILES

After the form has been sent, the system will ask you to insert source files. Again, please use our templates, which can be also found on the submission site:

Horticultural Science - new manuscript

To help you format your files, we've created templates in Microsoft Word.

Please click the links below to download the templates for your manuscript to the CAAS journals.

- Title page template - download
- Manuscript file template - download
- Accompanying letter template - download

Full title of your article:

At this stage, you can only upload one file. Additional files can be uploaded later in the process. The first file will be the full text of your manuscript.

Please select the specific file by the icon highlighted below, or alternatively fill in the text comment and finally confirm with the “Send” button. Follow the instructions regarding each item. Below the individual files, a choice for “Comment” is to be found, which allows to add comments to the files.

Insert source files:

Source files:

File:

File type: manuscript text

Comment:

follow this description

choose file

Send

The Editorial Department has the ability to read most common formats; they might also contact you requiring conversion of the format. In case you are not sure, you can send us a query in advance. If possible, the Editorial Department requires all the documents to be in original formats in maximum resolution.

If you want to upload more files, the system contains two variants for file sending – the blue and green buttons. We recommend the blue button of “Insert more files (modern browsers)” which allows you to send all the files at once (this function must be also supported by your browser – most currently used browsers do not experience troubles).

Source files list:

File	Size/Changed	Status	Actions
Manuscript_v1.docx (Nullam sit amet magna in magna gravida.docx)	59478 B 16.11.2022 16:19	new	
TitlePg.docx (Title page - Nullam sit amet magna.docx)	61849 B 16.11.2022 21:09	new	
Letter.doc (Cover letter.doc)	25088 B 16.11.2022 21:09	new	
Statement.pdf (Author's Declaration.pdf)	151845 B 16.11.2022 21:09	new	
Manuscript_v1.pdf (Nullam sit amet magna in magna gravida.pdf)	119585 B 16.11.2022 21:09	new	

Download all

Insert next source file

Insert more files (modern browsers)

Upon clicking on the blue button of “Insert more files”, you can select files from the hard disk of your computer – it is possible to select more of them at once (e.g., you can hold the Ctrl key and mark each file by clicking the mouse). After confirming the selection (typically with the “Open” button), the files will start uploading; the overview will be visible on the screen. You can repeat the same activity or cancel the uploading of accidentally selected sources. When you are satisfied with the upload, close the window and the files become visible in the article.

Upload manager

Adding a source files

The source files used to store the text of the manuscript and all attachments in the highest quality for typographic processing. These files are not sent to reviewers as such, the review will send a PDF file at print resolution, which creates the resource editor. After racing review cycle will be valid (latest) version of resources sent to our graphic artists.
The source files can be of any type, in which the author agrees with the editors. We accept word processing documents (Word, Open Office, Wordpad, ...), all types of bitmap images (JPG, TIF, BMP, ...), vector graphics editors consult with (it should not be a problem with EMF formats, CDR, EPS or AI, but only use standard fonts or convert fonts to curves). The PDF files either send only text, or verify that the embedded graphics are suitable for high quality printing in CMYK scale and the text is exportable. Tables and graphs can be sent in format Excel or Open Office - but always clearly indicate which part of the file is designated as an annex of the manuscript. Larger files or more attachments in accepted formats can be wrapped in packages compression algorithms (ZIP, ARJ, RAR, ...).



The other variant suitable also for older browsers is offered by the green “Insert next source file” button – The procedure is the same as when uploading mandatory files.

After all the necessary sources are inserted, the article may be sent to the Editorial Department.

SUBMITTING TO THE EDITORIAL DEPARTMENT

Unless the article is sent, it is visible only to the author. The article can remain in this state for as long as necessary, the sources may be changed, etc. The button of “Send to editorial department” serves for sending the article to the Editorial Department. Only upon using this button, the manuscript is sent:

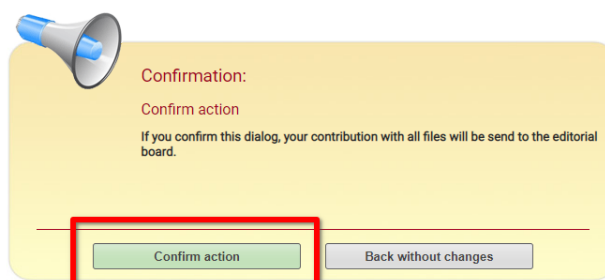
Source files list:

File	Size/Changed	Status	Actions
Manuscript_v1.docx (Nullam sit amet magna in magna gravida docx) Click to describe	59476 B 16.11.2022 16:19	new	✖
TitlePg.docx (Title page - Nullam sit amet magna docx) Click to describe	61849 B 16.11.2022 21:09	new	✖
Letter.doc (Cover letter.doc) Click to describe	25088 B 16.11.2022 21:09	new	✖
Statement.pdf (Author's Declaration.pdf) Click to describe	151845 B 16.11.2022 21:09	new	✖
Fig_1.jpg (Figure_1.jpg) Click to describe	184472 B 16.11.2022 21:23	new	✖
Fig_2.png (Figure_2.png) Click to describe	184313 B 16.11.2022 21:23	new	✖
Fig_3.png (Figure_3.png) Click to describe	72727 B 16.11.2022 21:23	new	✖
Figs.png (Language_certificate.png) Click to describe	79970 B 16.11.2022 21:23	new	✖
Manuscript_v1.pdf (Nullam sit amet magna in magna gravida.pdf) Click to describe	119585 B 16.11.2022 21:09	new	✖

Download all Insert next source file Insert more files (modern browsers)

Send to editorial department
Send...

The system will require confirmation, after that the article (including the source files) switches to the state under which no more changes are possible. **Unless the article is sent, the Editorial Department does not know about it.**



If the paper submission process was successful, a message will appear on the screen indicating that. The author will receive notification of the article’s submission in her/his email. Also, if they exist, a notification to the other authors confirming their participation in the paper will be sent.

REVIEW ACQUIRING

The Executive Editor will check your manuscript for accuracy (kindly see the Instructions for authors). Upon evaluation, your manuscript will be sent to the reviewers. They will write a review and will deliver them to the Editorial Department.

The Editorial Department will create a PDF with the reviews and based on the reviewers' recommendations will accept, decline or send the article back to the author with a request for a further version.

The author will receive the results of the reviewing process via e-mail (attached review) that contains a link – through this, the author can access the article without the need for username and password.

Conclusion: your manuscript will be accepted after minor revision

The Editorial Board of Horticultural Science is sending you the review of manuscript "Nullam sit amet magna in magna gravida vehicula". We look forward to the revised version.

To see the manuscript status «[CLICK HERE](#)».



To see the reviews in the editorial system, please click on the pdf button with “Reviews”.

NEW VERSION OF THE ARTICLE

Submission processes are almost the same as “Manuscript submission”.

The view of the article at each source file offers three options: replace the file in the further version with another file, the file no longer belongs to a further version and the file is valid also in the further version:

Source files list:

File	Size/Changed	Status	Actions
Manuscript_v1.docx (Nullam sit amet magna in magna gravida.docx)	59476 B 16.11.2022 16:19	→	
TitlePg.docx (Title page - Nullam sit amet magna.docx)	61849 B 16.11.2022 21:09	→	
Letter.doc (Cover letter.doc)	25088 B 16.11.2022 21:09	→	
Statement.pdf (Author's Declaration.pdf)	151845 B 16.11.2022 21:09	→	

Please attach an Accompanying letter (by clicking on “Insert next source file” or “Insert more files”) where you will respond to all suggestions of reviewers and where you will inform us whether you accepted their suggestions or not and what revisions you made in the original text of the paper according to these suggestions.

Manuscript_v1.pdf (Nullam sit amet magna in magna gravida.pdf)
« --- Click to describe --- »
 119585 B
16.11.2022 21:09 valid

Missing files of these required types:
 accompanying letter
 Please upload these files or change types of incorrectly detected files (by click on "Click to describe" link).

Download all
 Insert next source file
Insert more files (modern browsers)

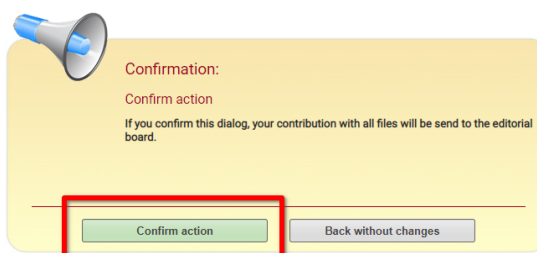
After determining the status of all the sources, the “Send the revised article to the Editorial Department (Send...)” button becomes available.

Source files list:

File	Size/Changed	Status	Actions
Manuscript_v1.docx (Nullam sit amet magna in magna gravida.docx) « --- Click to describe --- »	59476 B 16.11.2022 16:19	valid	
TitlePg.docx (Title page - Nullam sit amet magna.docx) « --- Click to describe --- »	61849 B 16.11.2022 21:09	valid	
Letter.doc (Cover letter.doc) « --- Click to describe --- »	25088 B 16.11.2022 21:09	valid	
Statement.pdf (Author's Declaration.pdf) « --- Click to describe --- »	151845 B 16.11.2022 21:09	valid	
Fig_1.jpg (Figure_1.jpg) « --- Click to describe --- »	184472 B 16.11.2022 21:23	valid	
Fig_2.png (Figure_2.png) « --- Click to describe --- »	184313 B 16.11.2022 21:23	valid	
Fig_3.png (Figure_3.png) « --- Click to describe --- »	72727 B 16.11.2022 21:23	valid	
Figs.png (Language_certificate.png) « --- Click to describe --- »	79970 B 16.11.2022 21:23	valid	
Comments_v2.docx (Accompanying letter.docx) « --- Click to describe --- »	12830 B 16.11.2022 22:15	new	
Manuscript_v1.pdf (Nullam sit amet magna in magna gravida.pdf) « --- Click to describe --- »	119585 B 16.11.2022 21:09	valid	

Send the revised article to the editorial department
Send...

Again, the system will require confirmation, after that the article (including the source files) switches to the state under which no more changes are possible.



Unless the article is sent, the Editorial Department does not know about the article and understand that the author is still in the process of working on the article.

Then the Editorial Department decides on whether they will accept, decline, or send the article for further reviewing.

Of course, it is possible that this editing process will be repeated several times – it depends on the reviewer's feedback (or the feedback of the Editorial Board Members etc.). Additionally, the manuscript could be sent back to authors by the Executive Editor (for lacking some sources, poor quality of the objects, not being readable, etc...).

Deadlines and their monitoring

The system contains a reminder mechanism that reminds the reviewers as well as the authors via e-mail when important deadlines come close or expire. E-mails are sent by a programmed robot.

The deadline will be signed also by the icons:



– upcoming deadline for submitting new versions,



– deadline a while before its expiration,



– expired deadlines.

FINAL DECISION ON THE ARTICLE

The author (including the co-authors) will be informed via e-mail again on the decline or acceptance of their article.

The author can log in to his account on the platform to find out about the situation of the manuscript.

Different icons will then illustrate the status:



– declined and closed the article,



– approved article, waiting to be sent for printing,



– approved article sent for printing.

In this status, the article awaits being processed by a typographer. They only see approved articles and their sources in their final versions; reviews and the history of previous versions are hidden from them.

Two other statuses are related to the final authorial revision:



– typography done, waiting for final proofreading and



– published article.

POTENTIAL AUTHORIAL FEES

If the Editorial Department collects the article processing fees from the authors, you will be able to find a reminder of the expected payment in your authorial view. Instructions on the payment will also be sent via e-mail (the example from the journal “Horticultural Science” below):

✉ Horticultural Science - Article Fee - Payment required

Dear Dr. John Martin Smith Ph. D.,

Payment for the article processing fee is required.

Please, find the billing information below.

Horticultural Science

Nullam sit amet magna in magna gravida vehicula

- Amount: [REDACTED]
- Bank: [REDACTED]
- Owner of account: [REDACTED]
- IBAN: [REDACTED]
- SWIFT: [REDACTED]
- Reference: [REDACTED]

Marked reminder remains until the payment is made and matched by the journal. At the moment at which the Editorial Department confirms having received the payment, the information in the manuscript detail gets updated to an unobtrusive confirmation:

508/2022-HORTSCI 2022/1 :: Nullam sit amet magna in magna gravida vehicula

Original paper

Donec ipsum massa, ullamcorper in, auctor et, scelerisque sed, est. Curabitur sagittis hendrerit ante. In laoreet, magna id viverra tincidunt, sem odio bibendum justo, vel imperdiet sapien wisi sed libero. Ut enim ad minima veniam, quis nostrum exercitationem ullam corporis suscipit laboriosam, nisi ut aliquid ex ea commodi consequatur? Nullam rhoncus aliquam metus. Praesent dapibus. Integer malesuada. Duis ante orci, molestie vitae vehicula venenatis, tincidunt ac pede.

Keywords: mauris; dictum; facilisis; augue

✓ Article fee (320 EUR) is paid.

FINAL PROOFREADING

After processing the article, the Editorial Department brings up the final authorial proofreading. An e-mail will be sent containing an authorial link that leads to a page on which the article may be approved directly (“Confirm without comments”):

Dr. John Martin Smith Ph. D. (John Martin Smith) [New York University]

508/2022-HORTSCI 2022/I :: Nullam sit amet magna in magna gravida vehicula

Original paper

Donec ipsum massa, ullamcorper in, auctor et, scelerisque sed, est. Curabitur sagittis hendrerit ante. In laoreet, magna id viverra tincidunt, sem odio bibendum justo, vel imperdiet sapien wisi sed libero. Ut enim ad minima veniam, quis nostrum exercitationem ullam corporis suscipit laboriosam, nisi ut aliquid ex ea commodi consequatur? Nullam rhoncus aliquam metus. Praesent dapibus. Integer malesuada. Duis ante orci, molestie vitae vehicula venenatis, tincidunt ac pede.

Keywords: mauris; dictum; facilisis; augue

Article fee (320 EUR) is paid.

Waiting
proof-reading
deadline:
19.11.2022
pdf:16.11.2022



...or where pdf with comments can be inserted – comments may be left unfinished for several days (saved by the “Save comments” button), the system will remember them, however, it is essential to submit them by the deadline.

Kindly see the corrected proof-sheet.

Please send your
notes to the editorial
department as soon
as possible...

You can attach commented PDF file:

C:\fakepath\Proof-sheet of the article - corrected by authors.pdf

Send notes to editorial department

Save comments

Comments should be separated by “Enter”. This is to ensure brevity and conciseness.

After finishing your authorial proofreading, please send the corrected proof-sheet back to the Editorial Department.

You can attach commented PDF file:

C:\fakepath\Proof-sheet of the article - corrected by authors.pdf

Send notes to editorial department

Save comments

...once more, the next step is to confirm this action:

Confirmation:


Confirm action

If you confirm this dialog, your actual comments to the proof reading text will be send to the editorial board.

Confirm action

Back without changes

The submitted comments for final proofreading will appear over the reviews:



vet. no. 2

Dr. John Martin Smith Ph. D. (*John Martin Smith*)

508/2022-HORTSCI 2022/1 :: Nullam sit amet magna in magna gravida vehicula

Original paper

Donec ipsum massa, ullamcorper in, auctor et, scelerisque sed, est. Curabitur sagittis hendrerit ante. In laoreet, magna id viverra tincidunt, sem odio bibendum justo, vel imperdiet sapien wisi sed libero. Ut enim ad minima veniam, quis nostrum exercitationem ullam corporis suscipit laboriosam, nisi ut aliquid ex ea commodi consequatur? Nullam rhoncus aliquam metus. Praesent dapibus. Integer malesuada. Duis ante orci, molestie vitae vehicula venenatis, tincidunt ac pede.

Keywords: mauris; dictum; facilisis; augue

Article fee (320 EUR) is paid.



Obsolete proofreading
commented:
16.11.2022
pdf:16.11.2022



view history

Author's comments:

Sent: author, 16.11.2022 23:07, last change: 16.11.2022 22:57

Kindly see the corrected proof-sheet.

Comments sent
16.11.2022

The Editorial Department may send the request for proofreading repeatedly if should they have the feeling that the changes are numerous and that the author should see the article again.

Notice the grey (previously red) icon signing obsolete proofreading. The icon changes when the author submits any comments. The icon becomes red again when the typographer uploads a new version of the article.

The system cannot analyse both the text and the comments, for example, “Thank you, the text is excellent, I have no comments”. This would cause invalidation of the text. Thus, use comments only for comments. If you wish to approve the text as it is, leave the field empty.

CONCLUSION

We hope that you find the advice in this guide helpful and that it makes the process of reviewing and publishing your manuscript easier.

Should you have any questions, do not hesitate to contact the Editorial Department.